

# QUICK STORM DAMAGE REPAIR

**ESSENTIAL STEPS FOR  
COMMERCIAL PROPERTY  
OWNERS**



**SPLASH PRO  
RESTORATION**




# INTRODUCTION

Storms can wreak havoc on commercial properties, leaving behind significant damage and disrupting business operations. For commercial property owners, quick and efficient storm damage repair is essential to minimize downtime and prevent further losses.

This Ebook provides a comprehensive guide on the essential steps you need to take to address storm damage promptly and effectively.

From immediate safety measures to dealing with insurance claims and engaging professional restoration services, we'll walk you through each critical step to ensure your property is restored swiftly and thoroughly. With the right approach and expert guidance, you can navigate the aftermath of a storm with confidence and get your business back on track in no time.



## **1. Immediate Safety Measures**

- **Ensure Safety First**

The safety of your employees and tenants is paramount. After a storm, conduct a thorough inspection of the property to identify any immediate hazards such as downed power lines, broken glass, or structural damage. Evacuate the premises if necessary and contact emergency services for assistance.

- **Turn Off Utilities**

To prevent further damage and reduce the risk of accidents, turn off utilities such as electricity, gas, and water. This is especially important if there is significant flooding or electrical damage.

## **2. Document the Damage**

- **Take Photographs and Videos**

Before beginning any cleanup or repairs, document the extent of the damage with detailed photographs and videos. This visual evidence is crucial for insurance claims and helps ensure you receive the compensation needed for repairs.

- **Create an Inventory**

Make a detailed inventory of damaged items, including furniture, equipment, and other assets. Note the make, model, and estimated value of each item.



### **3. Contact Your Insurance Provider**

- **File a Claim Promptly**

Reach out to your insurance provider as soon as possible to report the damage and begin the claims process. Provide them with the documentation you've gathered, including photos, videos, and the inventory of damaged items.

- **Understand Your Coverage**

Review your insurance policy to understand what is covered and what isn't. This will help you manage your expectations and plan for any out-of-pocket expenses.

### **4. Engage Professional Help**

- **Hire a Restoration Company**

When it comes to storm damage repair, professional expertise is invaluable. The restoration company specializes in quick and efficient storm damage repair for commercial properties. Our team is available 24/7 to respond to emergencies and work seamlessly with your insurance carrier to streamline the repair process.

- **Conduct a Thorough Assessment**

Our experts will conduct a comprehensive assessment of the damage, identifying structural issues, water damage, mold growth, and more. This ensures that all necessary repairs are addressed, preventing future problems.



## **5. Begin Cleanup and Repairs**

- **Remove Debris**

Start by removing any debris from the property. This includes fallen trees, broken glass, and other hazardous materials. Ensure that the area is safe for repair work to begin.

- **Dry and Dehumidify**

Water damage is a common issue after storms. Use industrial-grade dehumidifiers and fans to thoroughly dry affected areas. This helps prevent mold growth and further structural damage.

- **Repair and Restore**

Work with professionals to carry out repairs, including fixing structural damage, replacing damaged materials, and restoring the property to its pre-storm condition. The restoration company's experienced team ensures high-quality repairs, so you can get back to business quickly.


## **6. Prevent Future Damage**

- **Invest in Preventative Measures**

To protect your property from future storms, invest in preventative measures such as reinforcing the building's structure, installing storm shutters, and improving drainage systems. Regular maintenance and inspections can also help identify potential vulnerabilities.

- **Develop an Emergency Plan**

Create a detailed emergency plan for future storms. This should include safety protocols, contact information for emergency services and restoration companies, and a clear chain of command for decision-making during emergencies.




# Conclusion

Storm damage can pose significant challenges for commercial property owners, but with the right approach, you can effectively mitigate its impact and ensure a swift recovery. By prioritizing immediate safety measures, thoroughly documenting the damage, and working closely with your insurance provider, you lay the groundwork for a successful restoration process. Engaging professional help, such as the expert team at the restoration company, guarantees high-quality repairs and peace of mind.

Preventative measures and a solid emergency plan are also crucial for minimizing future storm damage. Regular maintenance, structural reinforcements, and clear protocols will help protect your property and business operations.

Remember, prompt and efficient action is key to overcoming storm damage. With the guidance and resources provided in this ebook, you can confidently navigate the recovery process and restore your commercial property to its full functionality. The restoration company is here to support you every step of the way, ensuring your business gets back on track as quickly as possible.



# CONTACT US FOR A PERSONALIZED CONSULTATION



## TO PROTECT YOUR COMMERCIAL PROPERTY FROM STORM DAMAGE

 **CALL US:**  
**1-469-457-3193**